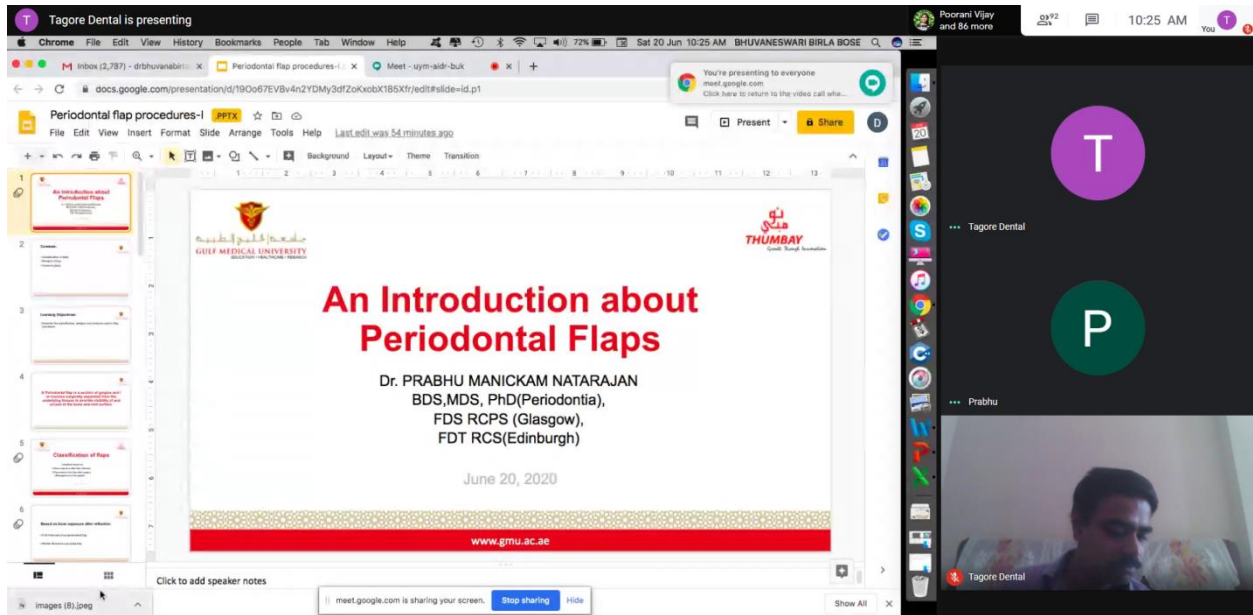


Tagore Dental College & Hospital

Department of Periodontics, Tagore Dental College, Rathinamangalam

International Guest Lecture by Dr.M.N.Prabhu, M.D.S, PhD (Periodontia)



20.06.2020

The Department of Periodontics, Tagore Dental College & Hospital organized an International Guest Lecture via Google Meet application for the final year students on Saturday, 20.06.2020 under the guidance of Dr. Chitraa R Chandran, Principal and Head (Periodontics), Tagore Dental College & Hospital. The Speaker of the Day was Dr.M.N.Prabhu, M.D.S., PhD, Professor, College of Dentistry, Gulf Medical University, United Arab Emirates and he gave an enlightening talk for 60 minutes on “An Introduction about Periodontal Flaps”.

Dr.Prabhu spoke at length about periodontal flaps starting from the definition, classification, applications and illustrated the various incision designs used. The presentation was more diagram oriented and also highlighted the indications and gave various practical tips regarding the flap surgery procedures. His presentation ended with a video demonstration of the entire flap surgery procedure performed step wise in a model cast. Dr.Prabhu explained each step in detail so the students can directly visualize how each instrument is applied onto the tissues.

Students were actively interacting with Dr.Prabhu throughout the lecture with doubts and clarifications and the speaker also allotted time after the lecture for a lively discussion with students and other staff members regarding periodontal flaps and post-surgical healing of periodontal tissues.

The Guest Lecture was attended by 5 staff members and 83 final year students.




The screenshot shows a Zoom meeting interface. The main window displays a presentation slide from Gulf Medical University (GMU) titled "Classification of flaps". The slide content includes the GMU logo, the text "Classified based on:", and a list of three items: "Bone exposure after flap reflection", "Placement of the flap after surgery", and "Management of the papilla". The date "June 20, 2020" and the website "www.gmu.ac.ae" are also visible on the slide. The Zoom interface shows a meeting titled "Tagore Dental is presenting" with a time of 10:35 AM. There are three video thumbnails: a large one for "Tagore Dental" (muted), and two smaller ones for "Prabhu" and "Deepika Raju".

REC Tagore Dental is presenting safaha sams and 27 more 10:43 AM

Internal bevel incision

Accomplishments:

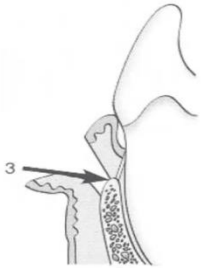
- Removes pocket lining.
- Conserves uninvolved outer surface of the gingiva.
- Produces a sharp thin flap margin.



Prabhu
Tatish Thangavel
Tagore Dental

REC Tagore Dental is presenting pavitra s and 83 more 10:49 AM

Interdental incision



- Third incision.
- Orban knife is usually used.
- Incision made facially, lingually & interdentally connecting the 2 segments.
- Separates the collar of the gingiva left around the tooth.


Prabhu
Ashlesh R
DURGA MAHO
Yashini Santhakumar
Hanthi S
Tatish Thangavel

Meeting details Meeting controls Turn on captions Tagore Dental is presenting

REC Tagore Dental is presenting Nivedha Nagara... and 83 more 10:53 AM

Conclusion

Flap operation on JCP Perio model



Prabhu
KEERTHANA RAMESH
Yashini Santhakumar
KABIRAN RAJAN
Kavitha P
Tatish Thangavel

Slide 24 C.B.A. Notes Printer Captions Top EXIT

